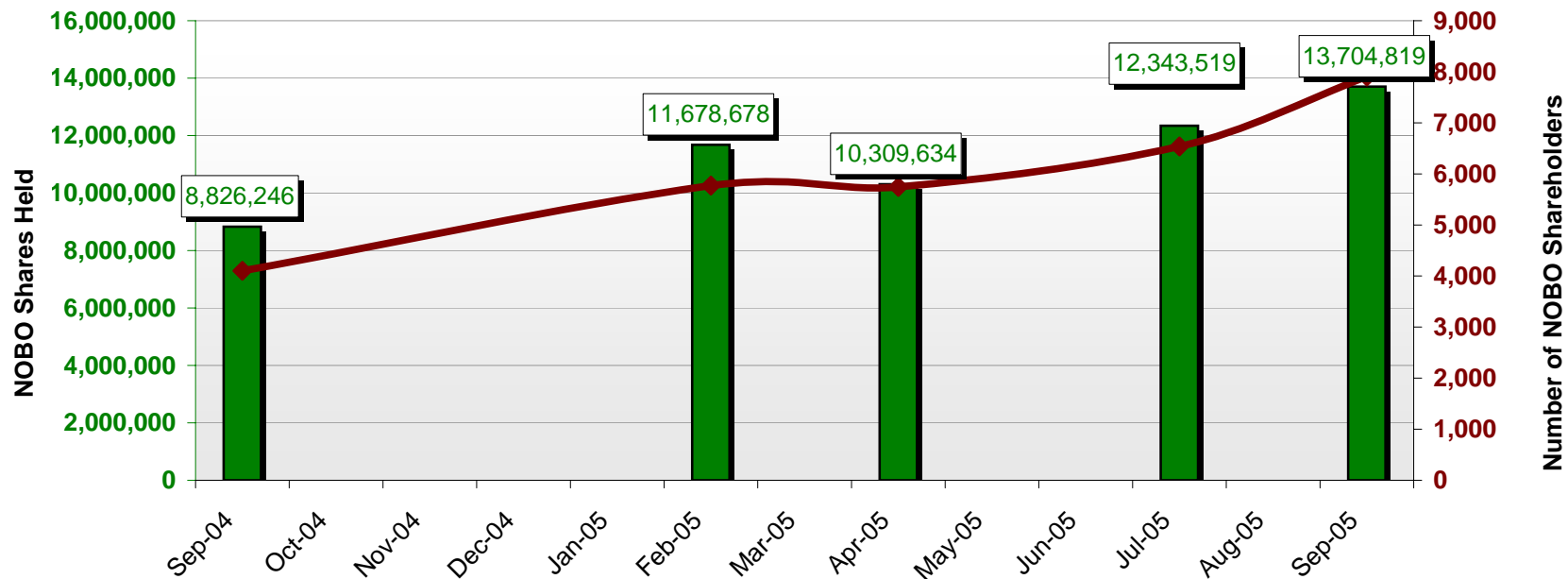


Share Register Analysis

WOYC Inc
Across All Periods

Shares Held and Number of NOBO Shareholders



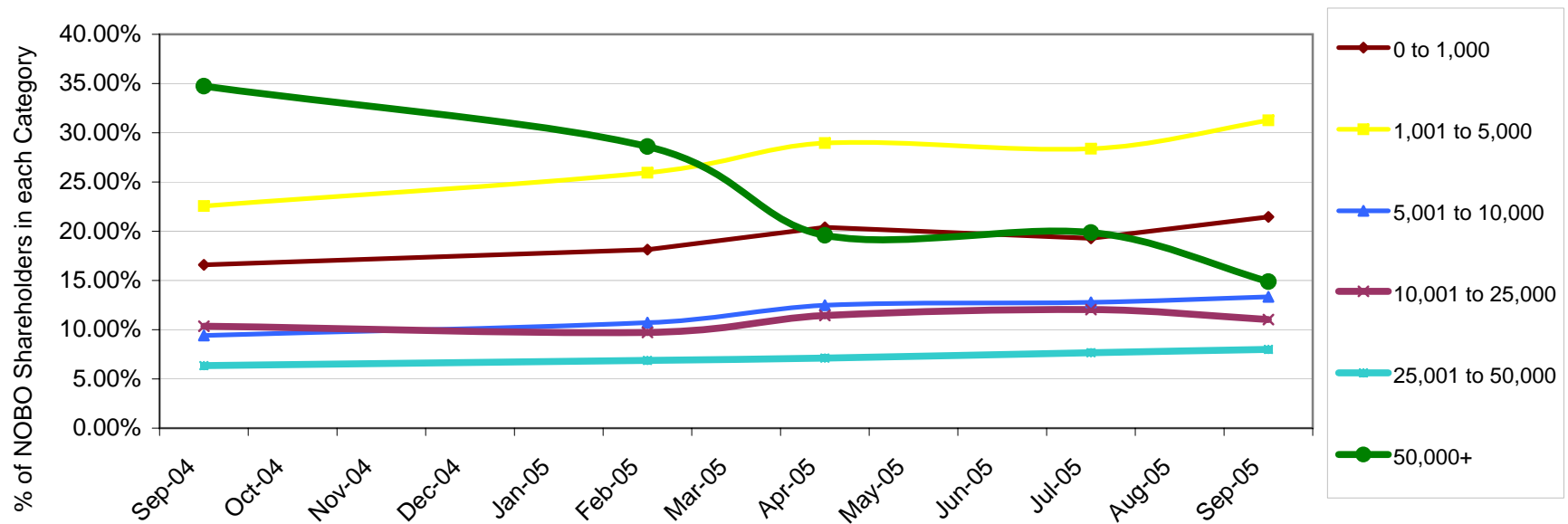
General Statistics

	01/09/2004	17/02/2005	04/04/2005	15/07/2005	15/09/2005
NOBO Shares Held	8,826,246	11,678,678	10,309,634	12,343,519	13,704,819
Change (from previous period)		2,852,432	-1,369,044	2,033,885	1,361,300
% Change (from previous period)		32.32%	-11.72%	19.73%	11.03%
Number of NOBO Shareholders	4,102	5,772	5,744	6,537	7,909
Change (from previous period)		1,670	-28	793	1,372
% Change (from previous period)		40.71%	-0.49%	13.81%	20.99%

NOBO Share Holding Category Breakdown

WOYC Inc
Across All Periods

Nobo Share Holding Categories Across All Periods



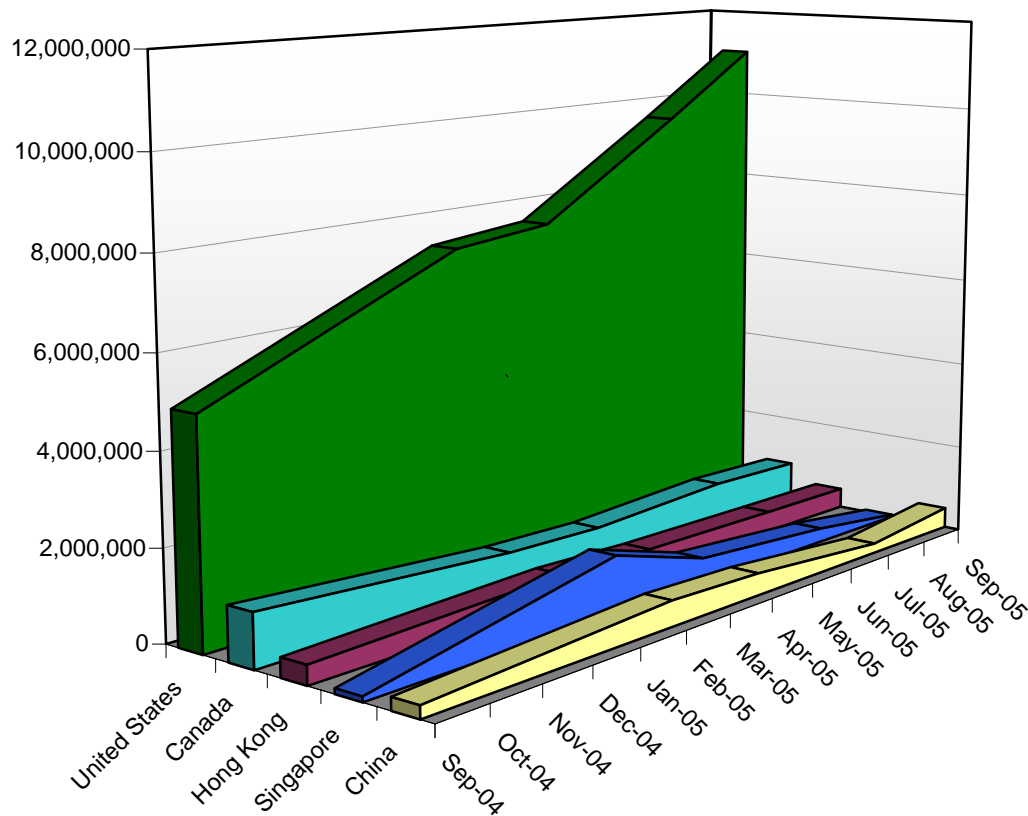
NOBO Share Holding Categories

Number of Shares		01/09/2004		17/02/2005		04/04/2005		15/07/2005		15/09/2005	
Minimum	Maximum	Count	% of Shares	Count	% of Shares	Count	% of Shares	Count	% of Shares	Count	% of Shares
0	1,000	3,105	16.59%	4,274	18.13%	4,260	20.40%	4,782	19.28%	5,813	21.46%
1,001	5,000	799	22.56%	1,227	25.94%	1,215	28.96%	1,418	28.38%	1,726	31.27%
5,001	10,000	109	9.41%	156	10.72%	158	12.49%	194	12.77%	223	13.34%
10,001	25,000	55	10.35%	70	9.73%	74	11.45%	94	12.04%	96	11.04%
25,001	50,000	17	6.36%	23	6.88%	20	7.12%	27	7.65%	31	8.01%
50,001		17	34.73%	22	28.60%	17	19.59%	22	19.87%	20	14.89%

Top Countries by Shares Held

WOYC Inc
For All Periods

Top 5 Countries by Shares Held



Top Countries by % Shares Held

Country	01/09/2004	17/02/2005	04/04/2005	15/07/2005	15/09/2005
United States	4,913,123	7,327,354	7,545,242	9,592,497	11,026,478
Canada	1,179,113	784,432	731,264	910,114	861,939
Hong Kong	421,155	572,048	493,508	460,108	450,553
Singapore	116,120	1,257,725	557,125	311,242	47,890
China	273,034	569,170	491,870	214,360	459,320
St Kitts And Nevis	1,622,110	566,347	0	0	0
Bermuda	1,600	3,600	3,600	142,142	141,438
Unknown	33,325	73,014	30,714	50,175	48,190
Luxembourg	5,200	47,700	47,700	47,700	48,200
Saudi Arabia	11,233	29,063	36,723	38,623	38,148